

VOLKSWAGEN

AKTIENGESELLSCHAFT



Operating manual

Antenna adapter cable V.A.G 1598/43-1



Revision	Date	Reason
V00	23.09.2020	First edition
V01	17.12.2021	Transfer to Stodia
V02	29.01.2024	Updating of certificate: China RoHS

Legal notice

Manufacturer STODIA GmbH
Battery & Diagnostics Technology
Im Freitagsmoor 45
38518 Gifhorn, Germany
Phone: +49 (0) 5371 / 945 93 96-0
info@stodia.de
www.stodia.de

Reproduction Reproduction or reprinting, whether in whole or in part, always requires the written permission of the manufacturer.

Copyright TRANSLATION OF THE ORIGINAL OPERATING MANUAL
All rights reserved.
All text, images and graphics are subject to copyright and other intellectual property laws.
Copyright 2024 STODIA GmbH.

Image sources Symbols for warnings, prohibitions, mandatory actions and standards are taken from publicly accessible sources, such as the Internet. CAD product images and product photos are provided by the manufacturer. Images showing the product in use are provided with a reference to the source.

Contents

LEGAL NOTICE	2
CONTENTS	3
INTRODUCTION	4
Preliminary information	4
Validity of the declaration of conformity	4
Manufacturer specifications	4
SAFETY	5
Warning levels	5
Important safety instructions	5
Intended use	6
Requirements for the target group	6
Duties of the operator	6
PRODUCT DESCRIPTION	7
Scope of delivery	7
Design	7
Symbols and connections	8
Wiring diagram	8
Technical data	9
OPERATION	10
Startup	10
Cleaning	11
Storage	11
Disposal	11
Maintenance	11
HELP	12
Warranty	12
Customer service	12

Preliminary information

Read through this operating manual carefully before using the product.

The product is delivered with a USB stick containing the operating manual in various languages. You can find the current version and additional languages on our homepage.

The operating manual is an essential part of the product and must be kept together with the product. If you sell or transfer ownership of the product, the operating manual must be handed over to the new operator.

In addition to this operating manual, you must observe all relevant regulations for diagnostics or troubleshooting of intrinsically safe high-voltage systems in road vehicles. This includes but is not limited to: instructions for the vehicle manufacturer's diagnostics systems, company-specific safety requirements and the state of the art for working with high-voltage systems.

Validity of the declaration of conformity

The declaration of conformity applies to the product described in the operating manual. Any changes, modifications or extensions shall void the declaration of conformity and the risk assessment.

Manufacturer specifications

Since its founding, our company has focused on groundbreaking solutions for electromobility. STODIA GmbH develops and produces custom solutions for the automotive industry, the energy storage sector, repair shops and special vehicle fleets.

Our core products are innovative energy storage systems, both stationary and mobile, which are essential technologies for advancing the energy revolution and energy autonomy. STODIA's portfolio also includes smart charging and battery technology, diagnostic systems, battery and cell management, and vehicle-wide measurement and diagnostic technology.

With experience in both software and hardware development, STODIA GmbH is your dependable partner at every production stage, from prototyping to series production.

This safety chapter provides information about the following:

- The warning levels contained in this operating manual
- Important safety instructions for the product
- Intended use of the product
- Requirements for the target group
- Duties of the operator

This operating manual is only valid for the following product:

Item number 22102704
Designation Antenna adapter cable V.A.G 1598/43-1

Warning levels

This chapter provides information about the warning levels used in this operating manual.

CAUTION

Failure to observe the safety instructions can lead to damage to the product!

Important safety instructions



CAUTION

Risk of damage!

Incorrect or improper use can damage the product!

- Do not let the product come into contact with liquids!
- Do not let the product come into contact with chemicals!
- Replace a defective or damaged product immediately!
- Never attempt to repair or tamper with the product!

Intended use

The product is used as an adapter for measuring cable V.A.G 1598/43 for reading out systems with a mini-coaxial connection.

The product may only be used with measuring cable V.A.G 1598/43.

Use only the plug connections on the vehicle that the manufacturer has specified in the guided fault finding.

In this operating manual, vehicle manufacturers are exclusively defined as vehicle manufacturers in the Volkswagen Group.

Any use beyond what is listed here is prohibited.

Requirements for the target group

Only qualified personnel may work with this product!

In this operating manual, qualified personnel is defined as personnel meeting all requirements for working on motor vehicles and their diagnostics systems that are applicable in the country of operation, as defined by:

- Regulations applicable in the country of operation
- Specifications from the vehicle manufacturer and/or the operator.

At all times while using the product, staff must wear the personal protective equipment prescribed by the vehicle manufacturer for work on motor vehicles and their diagnostics systems.

Duties of the operator

The operator is responsible for ensuring that all staff working with the adapter cable fulfills the requirements for the target group.

Furthermore, the operator is responsible for ensuring the following:

- The adapter cable is always in perfect working order.
- The regular inspection intervals for the adapter cable are observed and recorded.

Scope of delivery

Immediately check the condition of the product and the completeness of the delivery. If anything is missing or defective, please contact the manufacturer immediately.



- (1) Antenna adapter cable
- (2) USB stick with operating manual

Design









Product design:




- (1) Coaxial antenna plug
- (2) Mini-coaxial antenna plug

Symbols and connections

The following symbols are shown on the product:

Symbol	Meaning
	Observe the operating manual!
	The serial number is used in conjunction with the manufacturer part number to identify the product.
	The manufacturer part number is used in conjunction with the serial number to identify the product.
	Date of manufacturer's test
	The disposal instructions prohibit disposal of the product with household waste. Always dispose of the product in accordance with all local disposal regulations.
	The CE marking certifies that the product complies with all applicable European regulations and has been subjected to the prescribed conformity assessment procedure.
	This label certifies that the product complies with the limits of GB/T 26572-2011 ("China-ROHS").
	The test seal identifies the product as having been approved for use in workshops and production facilities belonging to the vehicle manufacturer.

Wiring diagram



Technical data

Rated data	Values
Manufacturer number	22102704
Protection class	IP20
Vibration test	10 – 500 Hz / 5 g
Shock test	25 g / 11 ms
Weight	~ 13 g
Total length	600 mm

Ambient conditions	Operation	Storage	Transportation
Temperature	5 °C to 40 °C	-20 °C to 60 °C	-20 °C to 60 °C
Elevation above sea level	max. 2000 m	No limitation.	
Humidity	Max. 80% up to 31 °C, decreasing linearly to 50% at 40 °C	Max. 85%	
Pollution rating	2		
Condensation	Not permitted. Maximum permissible relative humidity: 60% in environments with corrosive gas/air.		

This section provides information about the following activities:

- Startup
- Cleaning
- Storage
- Disposal
- Maintenance

Startup

1. Follow the safety instructions.



2. Connect the coaxial antenna plug to measuring cable V.A.G 1598/43.
3. Connect the mini-coaxial antenna plug to the antenna socket on the vehicle.



- ✓ You can now perform measurements in accordance with the guided fault finding.

Cleaning

- Observe the safety instructions!
- Use only a dry cloth to clean the product.

Storage

- Store the product in a dry and dust-free location when not in use.

Disposal

- Observe the safety instructions!
- Always dispose of the product in accordance with all local disposal regulations.

Maintenance

- Observe the safety instructions!
- National and local requirements for regular testing must be observed!
- Test the product for proper function at intervals of no more than 24 months.
- Contact the manufacturer to have a professional function test performed.

Warranty

STODIA GmbH grants a warranty period of 24 months from the date of purchase. The warranty is valid for demonstrable defects in functional material and workmanship.

Further information on the warranty conditions can be found in the terms and conditions on the manufacturer's website.

Customer service

Always include the item number and, if available, the serial number with any product queries. Both numbers are found on the product.

STODIA GmbH
Battery and Diagnostics Technology
Im Freitagsmoor 45
38518 Gifhorn, Germany

Phone: +49 (0) 5371 / 945 93 96-0

service@stodia.de

www.stodia.de

Volkswagen Aktiengesellschaft
Group After Sales – Group Service
Literature and Systems
Repair Shop Equipment
PO box 011/4915
38442 Wolfsburg, Germany

For internal use only
Subject to technical changes
Version 01/2024