


VOLKSWAGEN

AKTIENGESELLSCHAFT



Operating manual

Low voltage adapter cable VAS 6558A/39-1



Revision	Date	Reason
V00	21.10.2019	First edition
V01	24.02.2022	Complete revision Transfer to Stodia
V02	24.01.2024	Updating of certificate: China RoHS

Legal notice

Manufacturer

STODIA GmbH
 Battery & Diagnostics Technology
 Im Freitagsmoor 45
 38518 Gifhorn, Germany
 Phone: +49 (0) 5371 / 945 93 96-0
 info@stodia.de
 www.stodia.de

Reproduction

Reproduction or reprinting, whether in whole or in part, always requires the written permission of the manufacturer.

Copyright

TRANSLATION OF THE ORIGINAL OPERATING MANUAL

All rights reserved.

All text, images and graphics are subject to copyright and other intellectual property laws.

Copyright 2024 STODIA GmbH.

Image sources

Symbols for warnings, prohibitions, mandatory actions and standards are taken from publicly accessible sources, such as the Internet. CAD product images and product photos are provided by the manufacturer. Images showing the product in use are provided with a reference to the source.

Contents

LEGAL NOTICE	2
CONTENTS	3
INTRODUCTION	4
Preliminary information	4
Validity of the declaration of conformity	4
Manufacturer specifications	4
SAFETY	5
Warning levels	5
Intended use	5
Requirements for the target group	5
Duties of the operator	6
PRODUCT DESCRIPTION	7
Scope of delivery	7
Design	7
Symbols and connections	8
Wiring diagram	8
Technical data	9
OPERATION	10
Startup	10
Cleaning	11
Storage	11
Disposal	11
Maintenance	11
HELP	12
Warranty	12
Customer service	12

Preliminary information

Read through this operating manual carefully before using the product.

The product is delivered with a USB stick containing the operating manual in various languages. You can find the current version and additional languages on our homepage.

The operating manual is an essential part of the product and must be kept together with the product. If you sell or transfer ownership of the product, the operating manual must be handed over to the new operator.

In addition to this operating manual, you must observe all relevant regulations for diagnostics or troubleshooting of intrinsically safe high-voltage systems in road vehicles. This includes but is not limited to: instructions for the vehicle manufacturer's diagnostics systems, company-specific safety requirements and the state of the art for working with high-voltage systems.

Validity of the declaration of conformity

The declaration of conformity applies to the product described in the operating manual. Any changes, modifications or extensions shall void the declaration of conformity and the risk assessment.

Manufacturer specifications

Since its founding, our company has focused on groundbreaking solutions for electromobility. STODIA GmbH develops and produces custom solutions for the automotive industry, the energy storage sector, repair shops and special vehicle fleets.

Our core products are innovative energy storage systems, both stationary and mobile, which are essential technologies for advancing the energy revolution and energy autonomy. STODIA's portfolio also includes smart charging and battery technology, diagnostic systems, battery and cell management, and vehicle-wide measurement and diagnostic technology.

With experience in both software and hardware development, STODIA GmbH is your dependable partner at every production stage, from prototyping to series production.

This operating manual is only valid for the following product:

Item number	22101583
Designation	Low voltage adapter cable VAS 6558A/39-1

Warning levels

This chapter provides information about the warning levels used in this operating manual.

WARNING

Failure to observe with the safety instructions CAN result in death or serious injury!

Intended use

The product is used to restore communication between level 1 and level 2 high-voltage batteries when removed from the vehicle.

This is accomplished by connecting the keyed plugs on the product to the corresponding interfaces.

Use only the plug connections on the vehicle that the manufacturer has specified in the guided fault finding.

In this operating manual, vehicle manufacturers are exclusively defined as vehicle manufacturers in the Volkswagen Group.

Any use beyond what is listed here is prohibited.

Requirements for the target group

Only qualified personnel may work with this product!

In this operating manual, qualified personnel is defined as personnel meeting all requirements for working on high-voltage systems applicable in the country of operation, as defined by:

- Regulations applicable in the country of operation
- Qualification according to DGUV 200-005 level 2 or higher, or equivalent
- Specifications from the vehicle manufacturer and/or the operator.

At all times while using the product, staff must wear the personal protective equipment prescribed by the vehicle manufacturer for work on high-voltage systems.

Duties of the operator


The operator is responsible for ensuring that all staff working with the low voltage adapter cable fulfills the requirements for the target group.

Furthermore, the operator is responsible for ensuring the following:

- The low voltage adapter cable is always in perfect working order.
- The regular inspection intervals for the low voltage adapter cable are observed and recorded.

Scope of delivery

Immediately check the condition of the product and the completeness of the delivery. If anything is missing or defective, please contact the manufacturer immediately.



- (1) Low voltage adapter cable
- (2) USB stick with operating manual

Design








Product design:




- (1) Plug for level 1 high-voltage battery
- (2) Plug for level 2 high-voltage battery

Symbols and connections

The following symbols are shown on the product:

Symbol	Meaning
	Observe the operating manual!
	The manufacturer part number is used in conjunction with the serial number to identify the product.
	The serial number is used in conjunction with the manufacturer part number to identify the product.
	The disposal instructions prohibit disposal of the product with household waste. Always dispose of the product in accordance with all local disposal regulations.
	The CE marking certifies that the product complies with all applicable European regulations and has been subjected to the prescribed conformity assessment procedure.
	This label certifies that the product complies with the limits for all regulated substances in SJ/T 11363-2006 ("China-ROHS").
	The test seal identifies the product as having been approved for use in workshops and production facilities belonging to the vehicle manufacturer.

Wiring diagram



Technical data

Rated data	Values
Manufacturer number	22101583
Maximum rated voltage	DC 24 V
Maximum rated current	500 mA
Weight	~ 40 g
Total length	3000 mm

Ambient conditions	Operation	Storage	Transportation
Temperature	5°C to 40°C	-20°C to 60°C	-20°C to 60°C
Elevation above sea level	Max. 2000 m	No limitation.	
Humidity	Max. 80% up to 31°C, decreasing linearly to 50% at 40°C	Max. 85%	
	Condensation not permitted. Maximum permissible relative humidity: 60% in environments with corrosive gas/air.		

This section provides information about the following activities:

- Startup
- Cleaning
- Storage
- Disposal
- Maintenance



WARNING

Danger of electric shock!

The electrical voltage and high currents from high-voltage batteries are dangerous and can cause serious injury or death from electric shock!

- Carry out work on high-voltage batteries with the utmost caution and only with the appropriate qualification level!

Startup

1. Follow the safety instructions.



2. Connect the plug to the level 1 high-voltage battery.
3. Connect the plug to the level 2 high-voltage battery.



- ✓ You can now perform diagnostics in accordance with the guided fault finding.

Cleaning

Observe the safety instructions!

Use only a dry cloth to clean the product.

Storage

Store the product in a dry and dust-free location when not in use. Observe the permitted ambient conditions (see the “Technical data” section).

Disposal

Observe the safety instructions!

Always dispose of the product in accordance with all local disposal regulations.

Maintenance

Observe the safety instructions!

National and local requirements for regular testing must be observed!

Test the product for proper function at intervals of no more than 24 months.

Contact the manufacturer to have a professional function test performed.

Warranty

STODIA GmbH grants a warranty period of 24 months from the date of purchase. The warranty is valid for demonstrable defects in functional material and workmanship.

Further information on the warranty conditions can be found in the terms and conditions on the manufacturer's website.

Customer service

Always include the item number and, if available, the serial number with any product queries. Both numbers are found on the product.

STODIA GmbH
Battery and Diagnostics Technology
Im Freitagsmoor 45
38518 Gifhorn, Germany

Phone: +49 (0) 5371 / 945 93 96-0

service@stodia.de

www.stodia.de

Volkswagen Aktiengesellschaft
Group After Sales – Group Service
Literature and Systems
Repair Shop Equipment
PO box 011/4915
38442 Wolfsburg, Germany

For internal use only
Subject to technical changes
Version 01/2024